



BIRLA PRECISION TECHNOLOGIES LIMITED							
CIN : L29220MH1986PLC041214							
Regd. Office : B-15/4 , M.I.D.C. , Waluj, Aurangabad - 431 133							
Tel : +91 240 2554301, 2554408, Fax : +91 240 2554302, E-mail : info@birlaprecision.com, Web : www.birlaprecision.com							
STATEMENT OF UNAUDITED FINANCIAL RESULTS FOR THE QUARTER AND HALF YEAR ENDED 30TH SEPTEMBER, 2014							
(R In Lakhs)							
Sr. No.	Particulars	Quarter Ended			Half Year Ended		Year Ended
		30.09.2014	30.06.2014	30.09.2013	30.09.2014	30.09.2013	31.03.2014
		Unaudited	Unaudited	Unaudited	Unaudited	Unaudited	Audited
A							
1	Income from operations						
	a) Net sales/income from operations (Net of excise duty)	4,057.59	3,537.69	4,362.34	7,595.28	7,782.47	15,502.38
	b) Other operating income	13.29	9.02	56.90	22.31	122.22	308.54
	Total income from operations (net)	4,070.88	3,546.71	4,419.24	7,617.59	7,904.69	15,810.92
2	Expenses						
	a) Consumption of raw materials and components	1,360.31	1,377.57	1,590.14	2,737.88	3,047.82	5,454.43
	b) Purchase of stock-in-trade	70.10	10.91	54.37	81.01	116.57	184.04
	c) Changes in inventories of finished goods, semi finished goods and stock-in-trade	294.56	(27.86)	49.17	266.70	(334.07)	305.39
	d) Employee benefits expense	802.15	734.87	851.60	1,537.02	1,531.75	3,014.74
	e) Depreciation and amortisation expense	133.34	212.66	221.36	346.00	447.19	867.46
	f) Other expense	1,255.44	1,189.33	1,324.60	2,444.77	2,466.66	5,155.76
	Total expenses	3,915.90	3,497.48	4,091.24	7,413.38	7,275.92	14,981.82
3	Profit/(Loss) from operations before other income, finance costs and exceptional items (1-2)	154.98	49.23	328.00	204.21	628.77	829.10
4	Other income	96.16	94.95	96.33	191.11	191.23	425.38
5	Profit/(Loss) from ordinary activities before finance costs and exceptional items (3+4)	251.14	144.18	424.33	395.32	820.00	1,254.48
6	Finance costs	180.32	136.50	217.03	316.82	383.17	791.37
7	Profit/(Loss) from ordinary activities after finance costs but before exceptional Items (5-6)	70.82	7.68	207.30	78.50	436.83	463.11
8	Exceptional Items	-	-	-	-	-	-
9	Profit/(Loss) from ordinary activities before tax (7-8)	70.82	7.68	207.30	78.50	436.83	463.11
10	Tax expense - Current tax	63.00	52.00	133.50	115.00	266.50	320.00
	- Provision of earlier period	(7.00)	7.00	(8.00)	-	(1.90)	2.39
	- Deferred tax	(13.06)	(47.00)	(46.36)	(60.06)	(100.60)	(143.75)
11	Net Profit/(Loss) from ordinary activities after tax (9-10)	27.88	(4.32)	128.16	23.56	272.83	284.47
12	Extraordinary Items	-	-	-	-	-	-
13	Net Profit/(Loss) for the period (11- 12)	27.88	(4.32)	128.16	23.56	272.83	284.47
14	Paid-up equity share capital (Face value of R 2/- each)	1053.04	1053.04	1053.04	1053.04	1053.04	1053.04
15	Reserves excluding revaluation reserves as per balance sheet of previous accounting year	-	-	-	-	-	12,054.33
16	Earnings per share						
	Basic EPS (R)	0.05	(0.01)	0.24	0.04	0.52	0.54
	Diluted EPS (R)	0.05	(0.01)	0.24	0.04	0.52	0.54
B	PARTICULARS OF SHAREHOLDING						
1	Public shareholding						
	- Number of shares	25537104	25537104	26838995	25537104	26838995	24953771
	- Percentage of shareholding	48.50	48.50	50.97	48.50	50.97	47.39
2	Promoters and Promoter Group Shareholding						
	a) Pledged/Encumbered						
	- Number of shares	566666	566666	3335000	566666	3335000	5998000
	- Percentage of shares (as a % of total shareholding of promoter and promoter group)	2.09	2.09	12.92	2.09	12.92	21.66
	- Percentage of shares (as a % of total share capital of the Company)	1.08	1.08	6.33	1.08	6.33	11.39
	b) Non-encumbered						
	- Number of shares	26547986	26547986	22477761	26547986	22477761	21699985
	- Percentage of shares (as a % of the total shareholding of promoter and promoter group)	97.91	97.91	87.08	97.91	87.08	78.34
	- Percentage of shares (as a % of the total share capital of the Company)	50.42	50.42	42.69	50.42	42.69	41.21
	Particulars		Quarter ended 30.09.2014				
	INVESTOR COMPLAINTS						
	Pending at the beginning of the quarter		0				
	Received during the quarter		24				
	Disposed during the quarter		24				
	Remaining unresolved at the end of the quarter		0				
	Notes :						
1	The above results were reviewed by the Audit Committee and thereafter were approved and taken on record by the Board of Directors in their meeting held on 12th November, 2014. The Statutory Auditors have carried out a Limited Review of the above results pursuant to Clause 41 of the Listing Agreement and furnished their report thereon.						
2	The Company has identified two reporting segments namely, 1. Tools and Precision Components 2. Casting and Machining as reporting segments under AS-17.						
3	The same accounting policies are followed in the interim financial statements as those followed in the most recent annual financial statements.						

Birla Precision Technologies Limited

B-15/4, MIDC, Waluj, Aurangabad - 431 133, India.

Tel: +91 240 2554301, 2554408, 2554945, 2554947-8,

Fax : +91 240 2554302

E-mail: info@birlaprecision.com www.birlaprecision.com

CIN : L29220MH1986PLC041214



An ISO 9001:2000 & ISO 14001:2004 Company

THE YASH BIRLA GROUP



BIRLA PRECISION TECHNOLOGIES LIMITED				
CIN : L29220MH1986PLC041214				
Regd. Office : B-15/4, M.I.D.C., Waluj, Aurangabad - 431 133				
Tel : +91 240 2554301, 2554408, Fax : +91 240 2554302, E-mail : info@birlaprecision.com, Web : www.birlaprecision.com				
STATEMENT OF UNAUDITED FINANCIAL RESULTS FOR THE QUARTER AND HALF YEAR ENDED 30TH SEPTEMBER, 2014				
4	During the quarter, the Company has adopted estimated useful life of fixed assets as stipulated by Schedule II to the Companies Act, 2013, applicable for accounting periods commencing 1st April 2014 or reassessed useful life based on internal technical evaluation. Accordingly depreciation of R 52.54 lakhs (net of deferred tax of R 25.24 lakhs) on account of assets whose useful life is already exhausted as on 1st April 2014, has been adjusted against retained earnings. The depreciation charged to the statement of profit and loss is R 346 lakhs based on Schedule II. Had the Company followed the earlier pattern the depreciation charge would have been higher by R 70.50 lakhs.			
5	Corresponding previous period/year figures have been regrouped/recast and reclassified wherever necessary to make them comparable.			
6	Utilisation of proceeds of public/right issue as on 30th September, 2014 is as under:			
	Description	Total Estimated Cost (r)	Deployed up to 30th September, 2014 (r)	Deployed up to 31st March, 2014 (r)
I	Aurangabad Project:			
	-Building	1,20,00,000	1,02,95,000	1,02,95,000
	-Plant, Machinery & Electrical	13,65,50,000	4,20,25,090	4,20,25,090
	-Miscellaneous Fixed Assets	3,29,36,000	-	-
	-Contingencies	1,85,00,000	-	-
	-Pre Operative Expenses	80,00,000	-	-
II	Margin money for Working capital requirement for Aurangabad Project	50,00,000	-	-
	Sub-total	21,29,86,000	5,23,20,090	5,23,20,090
III	Conversion of unsecured loan into equity raised by Company for setting up the Gandhidham Project from Nirved Traders Private Limited, Promoter Company	4,70,13,681	4,70,13,681	4,70,13,681
IV	To meet expenses of issue	3,00,00,319	2,76,42,484	2,76,42,484
	Total	29,00,00,000	12,69,76,255	12,69,76,255
<p>The above mentioned status of utilization of funds raised by BMTL (formerly Dagger Frost Tools Limited) in its Rights cum Follow on Issue in 2007 has been revised / adjusted, due to the Scheme approved by the Honorable High Court of Bombay for amalgamation of Birla Machining & Toolings Limited and Birla Accucast Limited (Transferor Companies) with Birla Precision Technologies Limited (Transferee Company).</p> <p>As per approved scheme the pending project for machining of castings will be undertaken by the merged entity namely Birla Precision Technologies Limited.</p> <p>In view of delay in implementation of the Aurangabad project, the balance amount of R 15,95,20,244/-has been utilized for funding the company's Working Capital requirements and for Inter Corporate Deposits given to group companies and others.</p>				
Date : 12th November, 2014 Place : Mumbai		<p>For and on behalf of the Board of Directors</p> <p><i>M. S. Adige</i> M. S. Adige Director</p> <p><i>M. S. Arora</i> M. S. Arora Managing Director</p>		



Birla Precision Technologies Limited
B-15/4, MIDC, Waluj, Aurangabad - 431 133, India.
Tel: +91 240 2554301, 2554408, 2554945, 2554947-8,
Fax : +91 240 2554302
E-mail: info@birlaprecision.com www.birlaprecision.com

An ISO 9001:2000 & ISO 14001:2004 Company CIN : L29220MH1986PLC041214





THE YASH BIRLA GROUP



BIRLA PRECISION TECHNOLOGIES LIMITED

SEGMENT WISE REVENUE, RESULTS AND CAPITAL EMPLOYED FOR THE QUARTER AND HALF YEAR ENDED 30TH SEPTEMBER, 2014

Sr. No.	Particulars	(R in Lakhs)					
		Quarter Ended			Half Year Ended		Year Ended
		30.09.2014	30.06.2014	30.09.2013	30.09.2014	30.09.2013	31.03.2014
		Unaudited	Unaudited	Unaudited	Unaudited	Unaudited	Audited
1.	Segment Revenue						
	a) Tools and Precision Components	2,666.96	2,309.36	2,859.49	4,976.32	5,008.35	10,640.49
	b) Casting and Machining	1,403.92	1,237.35	1,559.75	2,641.27	2,896.34	5,170.43
	Total	4,070.88	3,546.71	4,419.24	7,617.59	7,904.69	15,810.92
2.	Segment Results Profit(+)/(Loss)(-)						
	(before tax and Interest) from segment						
	a) Tools and Precision Components	209.52	126.21	311.12	335.73	609.65	1,174.29
	b) Casting and Machining	(54.54)	(76.98)	16.88	(131.52)	19.12	(345.19)
	Total	154.98	49.23	328.00	204.21	628.77	829.10
	Less: Interest	180.32	136.50	217.03	316.82	383.17	791.37
	Add: Un-allocable income	96.16	94.95	96.33	191.11	191.23	425.38
	Profit before tax	70.82	7.68	207.30	78.50	436.83	463.11
3.	Capital Employed						
	(Segment assets less segment liabilities)						
	a) Tools and Precision Components	10,250.59	10,236.26	10,424.68	10,250.59	10,424.68	10,306.10
	b) Casting and Machining	3,240.70	3,363.77	3,576.72	3,240.70	3,576.72	3,361.32
	c) Un-allocable	(412.90)	(496.98)	(935.67)	(412.90)	(935.67)	(560.05)
	Total	13,078.39	13,103.05	13,065.73	13,078.39	13,065.73	13,107.37
<p>Note: Corresponding previous period/year figures have been regrouped/recast and reclassified wherever necessary to make them comparable.</p> <p align="right">For and on behalf of the Board of Directors</p> <p align="right">  M. S. Adige Director </p> <p align="right">  M. S. Arora Managing Director </p> <p>Date : 12th November, 2014 Place : Mumbai</p>							





Birla Precision Technologies Limited
 B-15/4, MIDC, Waluj, Aurangabad - 431 133, India.
 Tel: +91 240 2554301, 2554408, 2554945, 2554947-8,
 Fax : +91 240 2554302
 E-mail: info@birlaprecision.com www.birlaprecision.com

An ISO 9001:2000 & ISO 14001:2004 Company **CIN : L29220MH1986PLC041214**



THE YASH BIRLA GROUP

Birla Precision Technologies Limited			
Statement of Assets and Liabilities as at 30th September, 2014			
Sr. No.	Particulars	As at	As at
		30.09.2014	31.03.2014
		Unaudited	Audited
A	EQUITY AND LIABILITIES	(R in Lakhs)	
1	Shareholders' funds		
	a) Share capital	1053.04	1053.04
	b) Reserves and surplus	12025.35	12054.33
	Sub-total - Shareholders' funds	13078.39	13107.37
2	Non-current liabilities		
	(a) Long-term borrowings	515.46	539.85
	(b) Deferred tax liabilities (net)	30.08	115.38
	(c) Long-term provisions	122.58	122.58
	Sub-total - Non-current liabilities	668.12	777.81
3	Current liabilities		
	(a) Short-term borrowings	2749.77	2657.47
	(b) Trade payables	1741.41	2136.88
	(c) Other current liabilities	1689.09	1517.19
	(d) Short-term provisions	853.20	863.98
	Sub-total - Current liabilities	7033.47	7175.52
	TOTAL - EQUITY AND LIABILITIES	20779.98	21060.70
B	ASSETS		
1	Non-current assets		
	(a) Fixed assets	4159.20	4618.14
	(b) Long-term loans and advances	659.53	674.09
	Sub-total - Non-current assets	4818.73	5292.23
2	Current assets		
	(a) Inventories	2532.86	2958.18
	(b) Trade receivables	7467.46	7200.38
	(c) Cash and cash equivalents	600.33	730.01
	(d) Short-term loans and advances	4042.05	3761.79
	(e) Other current assets	1318.55	1118.11
	Sub-total - Current assets	15961.25	15768.47
	TOTAL - ASSETS	20779.98	21060.70
Note: Corresponding previous year figures have been regrouped/recast, wherever necessary.			
<p style="text-align: right;">For and on behalf of the Board of Directors</p> <div style="display: flex; justify-content: space-around; align-items: flex-end;"> <div style="text-align: center;">  M. S. Adige Director </div> <div style="text-align: center;">  M. S. Arora Managing Director </div> </div>			
Date : 12th November, 2014 Place : Mumbai			

