

AXXAIR


ORBITAL WELDING



MADE IN FRANCE

GLOBAL PROCESS

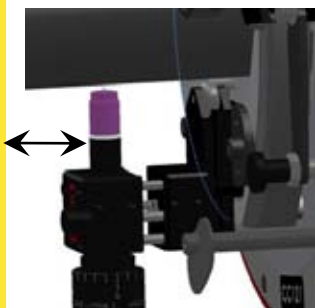
www.axxair.com

\varnothing 12 to \varnothing 121 mm

AXXAIR

Technical characteristics:

- Basic stainless steel jaws \varnothing 24 to \varnothing 121 mm
- Additional stainless steel jaws \varnothing 12 to \varnothing 108 mm
- Wide diameter range
- **Air-cooled:** max. current 100 A at 100%
- **Water-cooled:** max. current 200 A at 100%
- **Scalability:** may be transformed into a cutting and orbital beveling machine
- **Weight:** 50 kg

ADVANTAGES

Axial adjustment for
precise positioning



Axial adjustment for
precise positioning




Driven by AXXAIR SASL
power source (see
table)



Mechanical profile
guide: constant arc
voltage

Accessories	Torches	References	Consumables
CCPS21: support feet	SATDA-06: air-cooled torch	SC121-A	SCE16-50
CCBS-01: bench with height adjustment - 1.5 m	SATDE-06: water-cooled torch	SC121-E	SCE24-50
CCBS-02: additional 1.5 m bench			
FS29 / FS25: 220 V FS19 / FS15: 110 V			
GA10-2-120: 220 V GA10-1-120: 110 V			
CCSER1/CCSER2: simple/bearing stand			

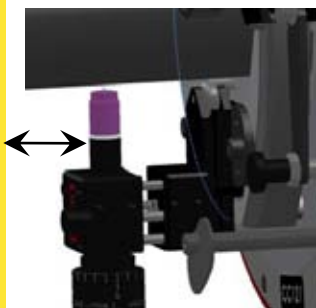
Ø 16 to Ø 168 mm

AXXAIR

Technical characteristics:

- Basic jaws Ø 70 to Ø 168 mm
- Additional jaws Ø 16 to Ø 118 mm
- Wide diameter range
- **Air-cooled:** max. current 100 A at 100%
- **Water-cooled:** max. current 200 A at 100%
- User-friendly and multilingual remote control
- **Scalability:** may be transformed into a cutting and orbital bevelling machine
- **Weight:** 57 kg

ADVANTAGES



Axial adjustment for precise positioning



Axial adjustment for precise positioning



Driven by AXXAIR SASL power source (see table)




Mechanical profile guide: constant arc voltage

Accessories	Torches	References	Consumables
CCPS21: support feet	SATDA-06: air-cooled torch	SC171-A	SCE16-50
CCBS-01: bench with height adjustment - 1.5 m	SATDE-06: water-cooled torch	SC171-E	SCE24-50
CCBS-02: additional 1.5 m bench			
FS29 / FS25: 220 V FS19 / FS15: 110 V			
GA10-2-120: 220 V GA10-1-120: 110 V			
CCSER1/CCSER2: simple/bearing stand			

Ø 59 to Ø 219 mm

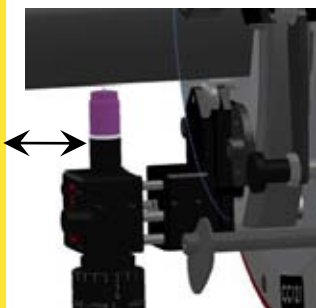
AXXAIR



Technical characteristics:

- Basic jaws Ø 116 to Ø 219 mm
- Additional jaws Ø 59 to Ø 169 mm
- Wide diameter range
- **Air-cooled:** max. current 100 A at 100%
- **Water-cooled:** max. current 200 A at 100%
- User-friendly and multilingual remote control
- **Scalability:** may be transformed into a cutting and orbital welding machine
- **Weight:** 64 kg

ADVANTAGES




Axial adjustment for precise positioning



Axial adjustment for precise positioning



Driven by AXXAIR SASL power source (see table)



Mechanical profile guide: constant arc voltage

Accessories	Torches	References	Consumables
CCPS21: support feet	SATDE-06: water-cooled torch	SC221-E	SCE16-50
CCBS-01: bench with height adjustment - 1.5 m			SCE24-50
CCBS-02: additional 1.5 m bench			
FS29 / FS25: 220 V FS19 / FS15: 110 V			
GA10-2-120: 220 V GA10-1-120: 110 V			
CCSER1/CCSER2: simple/bearing stand			

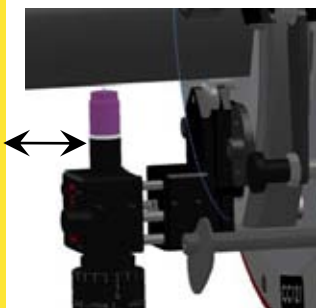
Ø 140 to Ø 323 mm

**AXXAIR**

Technical characteristics:

- Basic jaws Ø 216 to Ø 323 mm
- Additional jaws Ø 140 to Ø 256 mm
- Wide diameter range
- **Air-cooled:** max. current 100 A at 100%
- **Water-cooled:** max. current 200 A at 100%
- User-friendly and multilingual remote control
- **Scalability:** may be transformed into a cutting and orbital welding machine
- **Weight:** 86 kg (easy handling)

ADVANTAGES




Axial adjustment for precise positioning



Axial adjustment for precise positioning



Driven by AXXAIR SASL power source (see table)



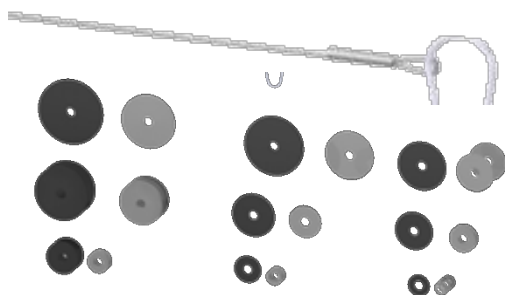
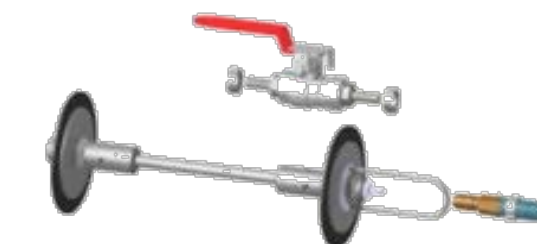
Mechanical profile guide: constant arc voltage

Accessories	Torches	References	Consumables
CCPS21: support feet	SATDE-06: water-cooled torch	SC321-E	SCE16-50
CCBS-01: bench with height adjustment - 1.5 m			SCE24-50
CCBS-02: additional 1.5 m bench			
FS29 / FS25: 220 V FS19 / FS15: 110 V			
GA10-2-120: 220 V GA10-1-120: 110 V			
CCSER1/CCSER2: simple/bearing stand			

SKTDI



SOAF



SKIF-01



SKIB-01



CCDT

Accessories	Accessories	Consumables	Options
SKIB-01: gas protection kit - plugs Ø 6 to 41 mm		SCE16-50 Ø 1.6 mm SCE24-50 Ø 2.4 mm	SOAF: AVC/OSC for SC with wire feeder and water torch
SKIF-01: gas protection kit - membranes Ø 40 to 120 mm		SKTDI-30: 30° inclined torch kit	
		SKTDI-45: 45° inclined torch kit	



SADDD-15



SADFP-02



SKTD



SADF2

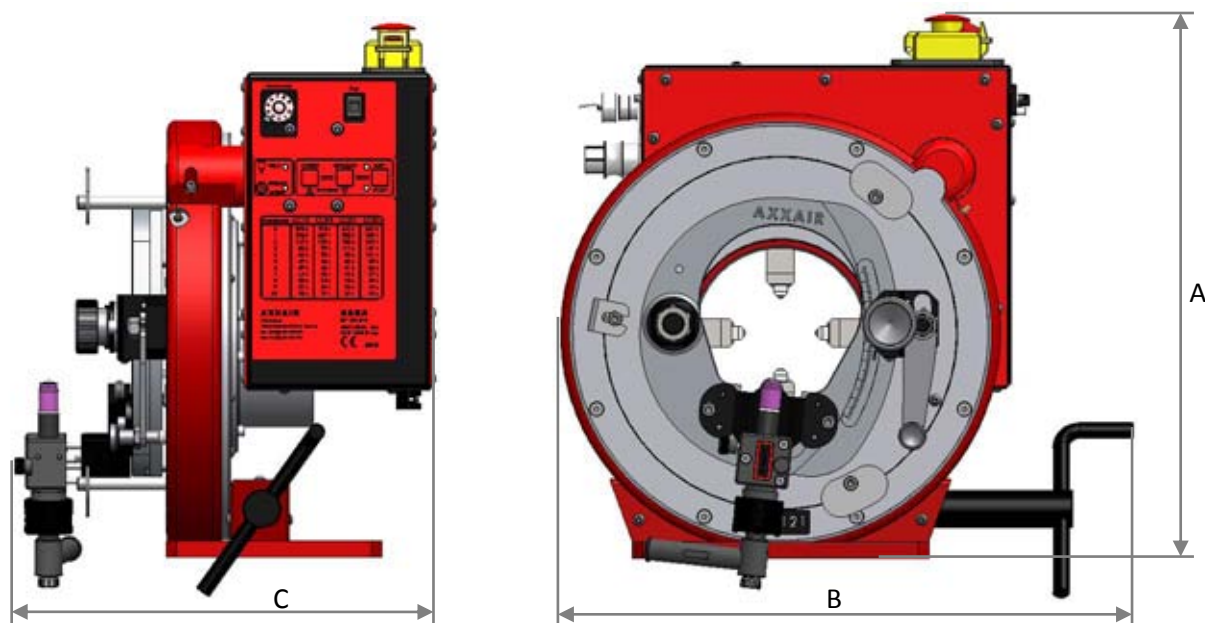




SCE24-50

Accessories	Accessories	Consumables
SKTM-01: spares kit for manual torch Ø 1.6 mm	SKTD-02: spares kit for straight torch Ø 2.4 mm	SCE16-50 Ø 1.6 mm SCE24-50 Ø 2.4 mm
SKTM-02: spares kit for manual torch Ø 2.4 mm	SADF2: external wire feeder	
SKTD-01: spares kit for straight torch Ø 1.6 mm		
SADFP-02: wire feeder		

SC DIMENSIONS

PREFAB RANGE



	A mm	B mm	C mm	Ø min	Ø max		
SC121-A / SC121-E	491	521	387	12 mm	121 mm	50 kg	<70dB
SC171-A / SC171-E	533	520	387	16 mm	168.3 mm	57 kg	<70dB
SC221-E	574	545	388	59 mm	219.1 mm	64 kg	<70dB
SC321-E	687	636	388	140 mm	323.9 mm	86 kg	<70dB